



Sample Name:	A01204	Sample Analyzed By:	Leewaphath Xaiyasang
Sample Description:	60mg Orange Oil	Test Method ID:	MTH-002 R1
Lab Name:	Charlotte's Web QC Lab, 700 Tech Ct., Louisville, CO 80027, Room 203	Date Sample Received:	11-Oct-22
Customer:	Charlotte's Web	Date Sample Analyzed:	12-Oct-22
Contact:	Richard Wright, qateam@charlottesweb.com		

Analysis

Result (g/mL)

Manual Density Measurement

0.949

This information is a portion of the complete report; contact the lab for more information. Results only apply to the received sample in the condition it was received. This certificate of analysis shall not be reproduced, except in full, without the prior written consent of CWB Holdings LLC.

Additions/Deviations/Exclusions/Comments:

N/A

Approvals

Role	Print Name	Signature	Date
Analyst	Leewaphath Xaiyasang		12Oct22
Peer Reviewer	Eric Webb		12Oct22

Prepared for:

60mg Organic Orange Blossom 100mL

CWB HOLDINGS, INC

Batch ID or Lot Number: A01204 - Composite	Test: Potency	Reported: 10/17/22	Location: 700 Tech Ct. Louisville, CO 80027
------------------------------------------------------	-------------------------	------------------------------	---------------------------------------------------

Matrix: Concentrate	Test ID: T000224433	Started: 10/13/22	USDA License: N/A
------------------------	------------------------	----------------------	----------------------

Status: Active	Method: TM14 (HPLC-DAD): Potency - Broad Spectrum Analysis, 0.01% THC	Received: 10/12/2022 @ 02:38 PM	Sampler ID: N/A
-------------------	-----------------------------------------------------------------------------	------------------------------------	--------------------

CANNABINOID PROFILE

Compound	LOD (%)	LOQ (%)	Result (%)	Result (mg/g)
Delta 9-Tetrahydrocannabinolic acid (THCA-A)	0.002	0.008	ND	ND
Delta 9-Tetrahydrocannabinol (Delta 9THC)	0.002	0.009	0.233	2.33
Cannabidiolic acid (CBDA)	0.018	0.054	<LOQ	0.37
Cannabidiol (CBD)	0.018	0.052	7.013	70.13
Delta 8-Tetrahydrocannabinol (Delta 8THC)	0.016	0.058	ND	ND
Cannabinolic Acid (CBNA)	0.009	0.033	ND	ND
Cannabinol (CBN)	0.004	0.015	ND	ND
Cannabigerolic acid (CBGA)	0.013	0.049	ND	ND
Cannabigerol (CBG)	0.003	0.012	0.084	0.84
Tetrahydrocannabivarinic Acid (THCVA)	0.011	0.041	ND	ND
Tetrahydrocannabivarin (THCV)	0.003	0.011	ND	ND
Cannabidivarinic Acid (CBDVA)	0.008	0.022	ND	ND
Cannabidivarin (CBDV)	0.004	0.012	ND	ND
Cannabichromenic Acid (CBCA)	0.005	0.019	ND	ND
Cannabichromene (CBC)	0.006	0.021	ND	ND
Total Cannabinoids			7.367	73.67
Total Potential THC**			0.233	2.33
Total Potential CBD**			7.045	70.45

Notes

total THC per container
(100mL)=233mg
total THC per serving
(0.5mL)=1.2mg



Karen Winternheimer
17-Oct-22
2:02 PM



Sam Smith
17-Oct-22
2:05 PM

PREPARED BY / DATE

APPROVED BY / DATE

Definitions

% = % (w/w) = Percent (Weight of Analyte / Weight of Product)

** Total Potential THC/CBD is calculated using the following formulas to take into account the loss of a carboxyl group during decarboxylation step.

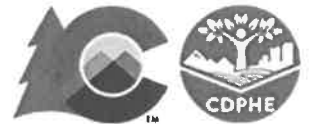
Total THC = THC + (THCa *(0.877)) and

Total CBD = CBD + (CBDa *(0.877))

Total Cannabinoids result reflects the absolute sum of all cannabinoids detected.

ND = None Detected (Defined by Dynamic Range of the method)

Testing results are based solely upon the sample submitted to SC Laboratories, Inc. SC Laboratories, Inc warrants that all analytical work is conducted professionally in accordance with all applicable standard laboratory practices using validated methods. Data was generated using an unbroken chain of comparison to NIST traceable Reference Standards and Certified Reference Materials. All decision rulings are in accordance with the MED and results uploaded to METRC. This report may not be reproduced, except in full, without the written approval of SC Laboratories, Inc. ISO/IEC 17025:2017 Accredited A2LA Certificate Number 4329.01



CDPHE Certified



Certificate #4329.02



Sample Name:	A01204	Sample Prepared By:	Leewaphath Xaiyasang
Sample Description:	60mg Orange Oil	Sample Analyzed By:	Leewaphath Xaiyasang
Lab Name:	Charlotte's Web QC Lab, 700 Tech Ct., Louisville, CO 80027, Room 203	Test Method ID:	MTH-009 R0
Customer:	Charlotte's Web	Date Sample Received:	11-Oct-22
Contact:	Richard Wright, qateam@charlottesweb.com	Date Sample Analyzed:	12-Oct-22

<u>Analyte</u>	<u>Concentration (mg/g)</u>	<u>Concentration (% w/w)</u>
CBG	0.52	0.052%
CBN	0.27	0.027%
CBC	3.44	0.344%

NT: Indicates analyte was not tested, ND: Indicates analyte was below limit of detection, NR: Indicates presence of analyte below limit of quantitation. All detected cannabinoid match corresponding reference standard retention times \pm 5%.
 * Total theoretical CBD and Δ 9-THC mg/g values reflect the sum total of all CBD and CBDA or Δ 9-THC and Δ 9-THCA molecules assuming 100% conversion and no degradation. Theoretical concentrations are calculated using the molar mass ratio of 0.877 for both CBD and Δ 9-THC.
 This information is a portion of the complete report; contact the lab for more information. Results only apply to the received sample in the condition it was received. This certificate of analysis shall not be reproduced, except in full, without the prior written consent of CWB Holdings LLC.

Additions/Deviations/Exclusions/Comments:

N/A

Approvals

Role	Print Name	Signature	Date
Analyst	Leewaphath Xaiyasang		12 Oct 22
Peer Reviewer	Eric Webb		12 Oct 22

Prepared for:

60mg Organic Orange Blossom 100mL

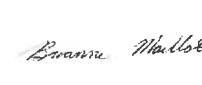
CWB HOLDINGS, INC

Batch ID or Lot Number: A01204 - Composite	Test: Microbial Contaminants	Reported: 10/17/22	Location: 700 Tech Ct. Louisville, CO 80027
Matrix: Finished Product	Test ID: T000224434	Started: 10/13/22	USDA License: N/A
Status: Active	Methods: TM25 (qPCR) TM24, TM26, TM27(Culture Plating): Microbial	Received: 10/12/2022 @ 02:38 PM	Sampler ID: N/A

MICROBIAL CONTAMINANTS DETERMINATION

Contaminant	Method	LOD	QUANTITATION RANGE	Result	Notes
Total Aerobic Count*	TM-26, Culture Plating	10 ² CFU/g	2.0x10 ³ - 3.0x10 ⁵ CFU/g	None Detected	Free from visual mold, mildew, and foreign matter
Total Coliforms*	TM-27, Culture Plating	10 ¹ CFU/g	1.0x10 ² - 1.5x10 ⁴ CFU/g	None Detected	
Total Yeast and Mold*	TM-24, Culture Plating	10 ¹ CFU/g	2.0x10 ² - 3.0x10 ⁴ CFU/g	None Detected	
STEC	TM-25, PCR	10 ⁰ CFU/25 g	N/A	Absent	
Salmonella	TM-25, PCR	10 ⁰ CFU/25 g	N/A	Absent	


Jacob Folkerts
10/16/2022
10:47:00 AM


Brianne Maillot
10/17/2022
2:51:00 PM

PREPARED BY / DATE

APPROVED BY / DATE

Definitions

LOD = Limit of Detection | LLOQ = Lower Limit of Quantitation | ULOQ = Upper Limit of Quantitation
CFU/g = Colony Forming Units per Gram | STEC = Shiga Toxin-Producing *E. coli*

* Values recorded in scientific notation, a common microbial practice of expressing numbers that are too large to be conveniently written in decimal form.

Examples:
10² = 100 CFU
10³ = 1,000 CFU
10⁴ = 10,000 CFU
10⁵ = 100,000 CFU

Testing results are based solely upon the sample submitted to SC Laboratories, Inc. SC Laboratories, Inc warrants that all analytical work is conducted professionally in accordance with all applicable standard laboratory practices using validated methods. Data was generated using an unbroken chain of comparison to NIST traceable Reference Standards and Certified Reference Materials. All decision rulings are in accordance with the MED and results uploaded to METRC. This report may not be reproduced, except in full, without the written approval of SC Laboratories, Inc. ISO/IEC 17025:2017 Accredited A2LA Certificate Number 4329.01



CDPHE Certified



Certificate #4329.02

Certificate of Analysis

Charlotte's Web, Inc.

700 Tech Court
Louisville Colorado 80027 United States

Sample Name:	A01204 - Composite	Eurofins Sample:	12263398
Project ID	CHARLO_WEB-20221011-0461	Receipt Date	18-Oct-2022
PO Number	QC 325	Receipt Condition	Ambient temperature
Description	60mg Organic Orange Blossom 100mL	Login Date	11-Oct-2022
		Date Started	18-Oct-2022
		Sampled	Sample results apply as received
		Online Order	901-2022-E012056

Analysis	Result
----------	--------

Glyphosate and AMPA

Glyphosate	<100 ng/g
AMPA	<100 ng/g

Analysis	Limit	Result	Pass/Fail
----------	-------	--------	-----------

BCC - Residual Solvent Analysis in Cannabis and Hemp Matrices

Category I Residual Solvent or Processing Chemical

1,2-Dichloroethane	1.0 ppm	<1.0 ppm	Pass
Benzene	1.0 ppm	<1.0 ppm	Pass
Chloroform	1.0 ppm	<1.0 ppm	Pass
Ethylene Oxide	25.0 ppm	<25.0 ppm	Pass
Methylene Chloride	1.0 ppm	<1.0 ppm	Pass
Trichloroethylene	1.0 ppm	<1.0 ppm	Pass

The BCC limit of 1 ppm for Ethylene Oxide is not achieved by this method. Reporting limit of 25 ppm is the limit recommended by the AOAC CASP.

Category II Residual Solvent or Processing Chemical

Isopropal Alcohol	5000 ppm	<500 ppm	Pass
Acetone	5000 ppm	<200 ppm	Pass
Acetonitrile	410 ppm	<200 ppm	Pass
Ethanol	5000 ppm	<1000 ppm	Pass
Ethyl Acetate	5000 ppm	<500 ppm	Pass
Ethyl Ether	5000 ppm	<500 ppm	Pass
Methanol	3000 ppm	<500 ppm	Pass
Butane	5000 ppm	<500 ppm	Pass
Heptane	5000 ppm	<50.0 ppm	Pass
Hexane	290 ppm	<30.0 ppm	Pass
Pentane	5000 ppm	<25.0 ppm	Pass
Propane	5000 ppm	<1000 ppm	Pass
Toluene	890 ppm	<90.0 ppm	Pass
Xylenes (ortho-, meta-, para-)	2170 ppm	<160 ppm	Pass

Certificate of Analysis

Charlotte's Web, Inc.

700 Tech Court
Louisville Colorado 80027 United States

Sample Name:	A01204 - Composite	Eurofins Sample:	12263398
Project ID	CHARLO_WEB-20221011-0461	Receipt Date	18-Oct-2022
PO Number	QC 325	Receipt Condition	Ambient temperature
Description	60mg Organic Orange Blossom 100mL	Login Date	11-Oct-2022
		Date Started	18-Oct-2022
		Sampled	Sample results apply as received
		Online Order	901-2022-E012056

Analysis	Limit	Result	Pass/Fail
----------	-------	--------	-----------

BCC - Residual Solvent Analysis in Cannabis and Hemp Matrices

The Pass/Fail reporting designations are relative to the limits set forth by the Bureau of Cannabis Control, Title 16, Division 42.

Summed Group 1 (Butanes)

Isobutane (2-Methylpropane)

<500 ppm

Summed Group 2 (Heptanes)

2,2,3-Trimethylbutane

<50.0 ppm

2,3-Dimethylpentane

<50.0 ppm

2,4-Dimethylpentane

<50.0 ppm

2-Methylhexane

<50.0 ppm

3,3-Dimethylpentane

<50.0 ppm

3-Ethylpentane

<50.0 ppm

3-Methylhexane

<50.0 ppm

Summed Group 3 (Petroleum Ether)

2,2-Dimethylbutane

<25.0 ppm

2,3-Dimethylbutane

<25.0 ppm

2-Methylpentane

<25.0 ppm

3-Methylpentane

<25.0 ppm

Summed Group 4 (Xylenes)

Xylenes-1 (Ethylbenzene)

<40.0 ppm

Multi-Residue Analysis for hemp products - BCC Pesticide List

Pesticide	Limit	Result	Pass/Fail
Abamectin	0.3 mg/kg	<0.10 mg/kg	Pass
Acephate	5 mg/kg	<0.01 mg/kg	Pass
Acequinocyl	4 mg/kg	<0.50 mg/kg	Pass
Acetamiprid	5 mg/kg	<0.01 mg/kg	Pass
Aldicarb	0.1 mg/kg	<0.10 mg/kg	Pass
Azoxystrobin	40 mg/kg	<0.01 mg/kg	Pass
Bifenazate	5 mg/kg	<0.01 mg/kg	Pass
Bifenthrin	0.5 mg/kg	<0.50 mg/kg	Pass
Boscalid	10 mg/kg	<0.01 mg/kg	Pass
Carbaryl	0.5 mg/kg	<0.02 mg/kg	Pass

Certificate of Analysis

Charlotte's Web, Inc.

700 Tech Court
Louisville Colorado 80027 United States

Sample Name:	A01204 - Composite	Eurofins Sample:	12263398
Project ID	CHARLO_WEB-20221011-0461	Receipt Date	18-Oct-2022
PO Number	QC 325	Receipt Condition	Ambient temperature
Description	60mg Organic Orange Blossom 100mL	Login Date	11-Oct-2022
		Date Started	18-Oct-2022
		Sampled	Sample results apply as received
		Online Order	901-2022-E012056

Analysis	Limit	Result	Pass/Fail
Multi-Residue Analysis for hemp products - BCC Pesticide List			
Carbofuran	0.1 mg/kg	<0.01 mg/kg	Pass
Chlorantraniliprole	40 mg/kg	<0.02 mg/kg	Pass
Chlorfenapyr	0.1 mg/kg	<0.50 mg/kg	Pass
Chlorpyrifos	0.1 mg/kg	<0.05 mg/kg	Pass
Clofentezine	0.5 mg/kg	<0.01 mg/kg	Pass
Coumaphos	0.1 mg/kg	<0.01 mg/kg	Pass
Cyfluthrin	1 mg/kg	<0.50 mg/kg	Pass
Cypermethrin	1 mg/kg	<0.50 mg/kg	Pass
Diazinon	0.2 mg/kg	<0.02 mg/kg	Pass
Dichlorvos	0.1 mg/kg	<0.05 mg/kg	Pass
Dimethoate	0.1 mg/kg	<0.01 mg/kg	Pass
Dimethomorph	20 mg/kg	<0.10 mg/kg	Pass
Ethoprophos	0.1 mg/kg	<0.01 mg/kg	Pass
Etofenprox	0.1 mg/kg	<0.02 mg/kg	Pass
Etoxazole	1.5 mg/kg	<0.01 mg/kg	Pass
Fenoxycarb	0.1 mg/kg	<0.01 mg/kg	Pass
Fenpyroximate	2 mg/kg	<0.01 mg/kg	Pass
Fipronil	0.1 mg/kg	<0.01 mg/kg	Pass
Flonicamid	2 mg/kg	<0.02 mg/kg	Pass
Fludioxonil	30 mg/kg	<0.01 mg/kg	Pass
Hexythiazox	2 mg/kg	<0.05 mg/kg	Pass
Imazalil	0.1 mg/kg	<0.01 mg/kg	Pass
Imidacloprid	3 mg/kg	<0.01 mg/kg	Pass
Kresoxim-methyl	1 mg/kg	<0.15 mg/kg	Pass
Malathion	5 mg/kg	<0.01 mg/kg	Pass
Metalaxyl	15 mg/kg	<0.01 mg/kg	Pass
Methiocarb	0.1 mg/kg	<0.01 mg/kg	Pass
Methomyl	0.1 mg/kg	<0.02 mg/kg	Pass
Mevinphos	0.1 mg/kg	<0.02 mg/kg	Pass
Myclobutanil	9 mg/kg	<0.01 mg/kg	Pass

Certificate of Analysis

Charlotte's Web, Inc.

700 Tech Court
Louisville Colorado 80027 United States

Sample Name:	A01204 - Composite	Eurofins Sample:	12263398
Project ID	CHARLO_WEB-20221011-0461	Receipt Date	18-Oct-2022
PO Number	QC 325	Receipt Condition	Ambient temperature
Description	60mg Organic Orange Blossom 100mL	Login Date	11-Oct-2022
		Date Started	18-Oct-2022
		Sampled	Sample results apply as received
		Online Order	901-2022-E012056

Analysis	Limit	Result	Pass/Fail
Multi-Residue Analysis for hemp products - BCC Pesticide List			
Naled	0.5 mg/kg	<0.02 mg/kg	Pass
Oxamyl	0.2 mg/kg	<0.05 mg/kg	Pass
Paclobutrazol	0.1 mg/kg	<0.01 mg/kg	Pass
Methyl parathion	0.1 mg/kg	<0.05 mg/kg	Pass
Permethrin	20 mg/kg	<0.10 mg/kg	Pass
Phosmet	0.2 mg/kg	<0.05 mg/kg	Pass
Piperonylbutoxide	8 mg/kg	<0.05 mg/kg	Pass
Prallethrin	0.4 mg/kg	<0.50 mg/kg	Pass
Propiconazole (sum of isomers)	20 mg/kg	<0.05 mg/kg	Pass
Propoxur	0.1 mg/kg	<0.01 mg/kg	Pass
Pyridaben	3 mg/kg	<0.02 mg/kg	Pass
Pentachloronitrobenzene	0.2 mg/kg	<0.05 mg/kg	Pass
Spinetoram	3 mg/kg	<0.01 mg/kg	Pass
Spinosad	3 mg/kg	<0.01 mg/kg	Pass
Spiromesifen	12 mg/kg	<0.02 mg/kg	Pass
Spirotetramat	13 mg/kg	<0.01 mg/kg	Pass
Spiroxamine	0.1 mg/kg	<0.01 mg/kg	Pass
Tebuconazole	2 mg/kg	<0.01 mg/kg	Pass
Thiacloprid	0.1 mg/kg	<0.01 mg/kg	Pass
Thiamethoxam	4.5 mg/kg	<0.01 mg/kg	Pass
Trifloxystrobin	30 mg/kg	<0.01 mg/kg	Pass
Cyantraniliprole		<0.010 mg/kg	
Allethrin		<0.10 mg/kg	
Atrazine		<0.01 mg/kg	
Buprofezin		<0.02 mg/kg	
Clothianidin		<0.02 mg/kg	
Cyhalothrin, lambda-		<0.50 mg/kg	
Cyprodinil		<0.01 mg/kg	
Deltamethrin		<0.10 mg/kg	
Dinotefuran		<0.05 mg/kg	

Certificate of Analysis

Charlotte's Web, Inc.

700 Tech Court
Louisville Colorado 80027 United States

Sample Name:	A01204 - Composite	Eurofins Sample:	12263398
Project ID	CHARLO_WEB-20221011-0461	Receipt Date	18-Oct-2022
PO Number	QC 325	Receipt Condition	Ambient temperature
Description	60mg Organic Orange Blossom 100mL	Login Date	11-Oct-2022
		Date Started	18-Oct-2022
		Sampled	Sample results apply as received
		Online Order	901-2022-E012056

Analysis	Limit	Result	Pass/Fail
Multi-Residue Analysis for hemp products - BCC Pesticide List			
Diuron		<0.01 mg/kg	
Dodemorph (cis- and trans-)		<0.10 mg/kg	
Endosulfan I (alpha-isomer)		<0.10 mg/kg	
Endosulfan II (beta-isomer)		<0.10 mg/kg	
Endosulfan sulfate		<0.10 mg/kg	
Fensulfothion		<0.01 mg/kg	
Fenthion		<0.01 mg/kg	
Fenvalerate/Esfenvalerate (sum of isomers)		<0.50 mg/kg	
Fluopyram		<0.01 mg/kg	
Iprodione		<0.50 mg/kg	
MGK 264 (sum of isomers)		<0.05 mg/kg	
Novaluron		<0.02 mg/kg	
Pirimicarb		<0.01 mg/kg	
Pyraclostrobin		<0.01 mg/kg	
Pyriproxyfen		<0.05 mg/kg	
Resmethrin (sum of isomers)		<0.05 mg/kg	
Spirodiclofen		<0.05 mg/kg	
Tebufenozide		<0.01 mg/kg	
Teflubenzuron		<0.02 mg/kg	
Tetrachlorvinphos		<0.01 mg/kg	
Tetramethrin (sum of isomers)		<1.0 mg/kg	
Thiabendazole		<0.01 mg/kg	
Thiophanate-methyl		<0.01 mg/kg	
Azadirachtin		<0.50 mg/kg	
Benzovindiflupyr		<0.010 mg/kg	
Etridiazole		<0.10 mg/kg	
Kinoprene		<1.25 mg/kg	
Methoprene		<5.0 mg/kg	
Phenothrin		<0.50 mg/kg	
Pyrethrin I		<0.050 mg/kg	

Certificate of Analysis

Charlotte's Web, Inc.

700 Tech Court
Louisville Colorado 80027 United States

Sample Name:	A01204 - Composite	Eurofins Sample:	12263398
Project ID	CHARLO_WEB-20221011-0461	Receipt Date	18-Oct-2022
PO Number	QC 325	Receipt Condition	Ambient temperature
Description	60mg Organic Orange Blossom 100mL	Login Date	11-Oct-2022
		Date Started	18-Oct-2022
		Sampled	Sample results apply as received
		Online Order	901-2022-E012056

Analysis	Limit	Result	Pass/Fail
Multi-Residue Analysis for hemp products - BCC Pesticide List			
Pyrethrin II		<0.050 mg/kg	
Multi-Residue Analysis for hemp products - BCC Pesticides Fenhexamid and Daminozide			
Daminozide	0.1 mg/kg	<0.10 mg/kg	Pass
Fenhexamid	10 mg/kg	<0.10 mg/kg	Pass

Method References	Testing Location
-------------------	------------------

BCC - Residual Solvent Analysis in Cannabis and Hemp Matrices (CANN_SOL_S)	Food Integrity Innovation-Madison
------------------------------------------------------------------------------------	------------------------------------------

6304 Ronald Reagan Ave Madison, WI 53704 USA

Internally Developed Method

Glyphosate and AMPA (GLY_AMP_A_S)	Food Integrity Innovation-Madison
------------------------------------------	------------------------------------------

6304 Ronald Reagan Ave Madison, WI 53704 USA

Internally developed method.

Multi-Residue Analysis for hemp products - BCC Pesticide List (PEST_HEMP)	Food Integrity Innovation-Madison
-----------------------------------------------------------------------------------	------------------------------------------

6304 Ronald Reagan Ave Madison, WI 53704 USA

Official Methods of Analysis, AOAC Official Method 2007.01, Pesticide Residues in Foods by Acetonitrile Extraction and Partitioning with Magnesium Sulfate, AOAC INTERNATIONAL (modified).

CEN Standard Method EN 15662: Food of plant origin - Determination of pesticide residues using GC-MS and/or LC-MS/MS following acetonitrile extraction/partitioning and clean-up by dispersive SPE - QuEChERS method.

List of the tested pesticides and their limits of quantification (LOQs) are available upon request.

Certificate of Analysis

Charlotte's Web, Inc.

700 Tech Court
Louisville Colorado 80027 United States

Method References

Testing Location

Multi-Residue Analysis for hemp products - BCC Pesticides Fenhexamid and Daminoside (PEST_HEMP)

Food Integrity Innovation-Madison

6304 Ronald Reagan Ave Madison, WI 53704 USA

Official Methods of Analysis, AOAC Official Method 2007.01, Pesticide Residues in Foods by Acetonitrile Extraction and Partitioning with Magnesium Sulfate, AOAC INTERNATIONAL (modified).

CEN Standard Method EN 15662: Food of plant origin - Determination of pesticide residues using GC-MS and/or LC-MS/MS following acetonitrile extraction/partitioning and clean-up by dispersive SPE - QuEChERS method.

List of the tested pesticides and their limits of quantification (LOQs) are available upon request.

Testing Location(s)

Released on Behalf of Eurofins by

Food Integrity Innovation-Madison

**Edward Ladwig - President Eurofins Food
Chemistry Testing Madison**

Eurofins Food Chemistry Testing Madison, Inc.
6304 Ronald Reagan Ave
Madison WI 53704
800-675-8375



2918.01

These results apply only to the items tested. This certificate of analysis shall not be reproduced, except in its entirety, without the written approval of Eurofins. Measurement uncertainty for individual analyses can be obtained upon request.

Prepared for:

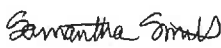
60mg Organic Orange Blossom 100mL


CWB HOLDINGS, INC

Batch ID or Lot Number: A01204 - Composite	Test: Mycotoxins	Reported: 10/21/22	Location: 700 Tech Ct. Louisville, CO 80027
Matrix: Concentrate	Test ID: T000224436	Started: 10/19/22	USDA License: N/A
Status: Active	Method: TM18 (UHPLC-QQQ LCMS/MS): Mycotoxins	Received: 10/12/2022 @ 02:38 PM	Sampler ID: N/A

MYCOTOXIN DETERMINATION

Compound	Dynamic Range (ppb)	Result (ppb)	Notes
Ochratoxin A	1.3 - 121.1	ND	N/A
Aflatoxin B1	0.9 - 30.8	ND	
Aflatoxin B2	2.3 - 30.4	ND	
Aflatoxin G1	1 - 30.6	ND	
Aflatoxin G2	1.2 - 30.5	ND	
Total Aflatoxins (B1, B2, G1, and G2)		ND	


Sam Smith
21-Oct-22
10:29 AM


Karen Winternheimer
21-Oct-22
10:31 AM

PREPARED BY / DATE

APPROVED BY / DATE

Definitions

ND = None Detected (Defined by Dynamic Range of the method)

Testing results are based solely upon the sample submitted to SC Laboratories, Inc. SC Laboratories, Inc warrants that all analytical work is conducted professionally in accordance with all applicable standard laboratory practices using validated methods. Data was generated using an unbroken chain of comparison to NIST traceable Reference Standards and Certified Reference Materials. All decision rulings are in accordance with the MED and results uploaded to METRC. This report may not be reproduced, except in full, without the written approval of SC Laboratories, Inc. ISO/IEC 17025:2017 Accredited A2LA Certificate Number 4329.01



Certificate #4329.02


Prepared for:

60mg Organic Orange Blossom 100mL
CWB HOLDINGS, INC

Batch ID or Lot Number: A01204 - Composite Metals	Test: Metals	Reported: 10/25/22	Location: 700 Tech Ct. Louisville, CO 80027
Matrix: Unit Co	Test ID: T000224435	Started: 10/24/22	USDA License: N/A
Status: Active	Method: TM19 (ICP-MS): Heavy Metals	Received: 10/12/2022 @ 02:38 PM	Sampler ID: N/A

HEAVY METALS DETERMINATION

Compound	Dynamic Range (ppm)	Result (ppm)	Notes
Arsenic	0.042 - 4.19	ND	
Cadmium	0.043 - 4.28	ND	
Mercury	0.038 - 3.79	ND	
Lead	0.041 - 4.13	ND	


 Sam Smith
 25-Oct-22
 8:37 AM


 Karen Winternheimer
 25-Oct-22
 8:42 AM

PREPARED BY / DATE

APPROVED BY / DATE

Definitions

ND = None Detected (Defined by Dynamic Range of the method)

Testing results are based solely upon the sample submitted to Botanacor Laboratories, LLC, in the condition it was received. Botanacor Laboratories, LLC warrants that all analytical work is conducted professionally in accordance with all applicable standard laboratory practices using validated methods. Data was generated using an unbroken chain of comparison to NIST traceable Reference Standards and Certified Reference Materials. This report may not be reproduced, except in full, without the written approval of Botanacor Laboratories, LLC.



Certificate #4329.02