

SAMPLE NAME: Foot Cream - Restoring & Detoxifying (Lavender) 500mg

Infused, Hemp Infused

CULTIVATOR / MANUFACTURER

Business Name:

License Number:

Address:

DISTRIBUTOR / TESTED FOR

Business Name: CBDFX

License Number:

**Address: 19851 Nordhoff Pl, #105
Chatsworth CA 91311**



SAMPLE DETAIL

Batch Number: SVPO836-LFC

Sample ID: 211009R008

Date Collected: 10/09/2021

Date Received: 10/09/2021

Batch Size:

Sample Size: 3.0 units

Unit Mass: 50 grams per Unit

Serving Size:



Scan QR code to verify authenticity of results.

CANNABINOID ANALYSIS - SUMMARY

Total THC: Not Detected

Total CBD: 596.100 mg/unit

Sum of Cannabinoids: 601.000 mg/unit

Total Cannabinoids: 601.000 mg/unit

Total THC/CBD is calculated using the following formulas to take into account the loss of a carboxyl group during the decarboxylation step:

Total THC = $\Delta 9\text{THC} + (\text{THCa} \cdot 0.877)$

Total CBD = $\text{CBD} + (\text{CBDA} \cdot 0.877)$

Sum of Cannabinoids = $\Delta 9\text{THC} + \text{THCa} + \text{CBD} + \text{CBDA} + \text{CBG} + \text{CBGa} + \text{THCV} + \text{THCVa} + \text{CBC} + \text{CBCa} + \text{CBDV} + \text{CBDVa} + \Delta 8\text{THC} + \text{CBL} + \text{CBN}$

Total Cannabinoids = $(\Delta 9\text{THC} + 0.877 \cdot \text{THCa}) + (\text{CBD} + 0.877 \cdot \text{CBDA}) +$

$(\text{CBG} + 0.877 \cdot \text{CBGa}) + (\text{THCV} + 0.877 \cdot \text{THCVa}) + (\text{CBC} + 0.877 \cdot \text{CBCa}) +$

$(\text{CBDV} + 0.877 \cdot \text{CBDVa}) + \Delta 8\text{THC} + \text{CBL} + \text{CBN}$

SAFETY ANALYSIS - SUMMARY

Pesticides: ✔ PASS

Mycotoxins: ✔ PASS

Residual Solvents: ✔ PASS

Heavy Metals: ✔ PASS

Microbiology (PCR): ✔ PASS


Microbiology (Plating): ✔ PASS


For quality assurance purposes. Not a Pre-Harvest Hemp Lab Test Report. These results relate only to the sample included on this report. This report shall not be reproduced, except in full, without written approval of the laboratory.

Sample Certification: Action Limits used in this report are a compilation of guidance from state regulatory agencies in all states. Action limits for required tests are either state-specific, or the lower of any conflicting state regulations based upon the panel requested.

Decision Rule: Statements of conformity (e.g. Pass/Fail) to specifications are made in this report without taking measurement uncertainty into account. Where statements of conformity are made in this report, the following decision rules are applied: PASS - Results within limits/specifications, FAIL - Results exceed limits/specifications.

References: limit of detection (LOD), limit of quantification (LOQ), not detected (ND), not tested (NT), too numerous to count >250 cfu/plate (TNTC), colony-forming unit (cfu)


LQC verified by: Kelsey Cochran
Date: 10/15/2021


Approved by: Josh Wurzer, President
Date: 10/15/2021



Cannabinoid Analysis

Tested by high-performance liquid chromatography with diode-array detection (HPLC-DAD).

Method: QSP 1157 - Analysis of Cannabinoids by HPLC-DAD

TOTAL THC: Not Detected

Total THC ($\Delta 9$ THC+0.877*THCa)

TOTAL CBD: 596.100 mg/unit

Total CBD (CBD+0.877*CBDA)

TOTAL CANNABINOIDS: 601.000 mg/unit

Total Cannabinoids (Total THC) + (Total CBD) + (Total CBG) + (Total THCV) + (Total CBC) + (Total CBDV) + $\Delta 8$ THC + CBL + CBN

TOTAL CBG: 4.900 mg/unit

Total CBG (CBG+0.877*CBGa)

TOTAL THCV: ND

Total THCV (THCV+0.877*THCVa)

TOTAL CBC: ND

Total CBC (CBC+0.877*CBCa)

TOTAL CBDV: ND

Total CBDV (CBDV+0.877*CBDVa)

CANNABINOID TEST RESULTS - 10/10/2021

COMPOUND	LOD/LOQ (mg/g)	MEASUREMENT mg/g	RESULT (mg/g)	RESULT (%)
CBD	0.004 / 0.011	± 0.5711	11.922	1.1922
CBG	0.002 / 0.006	± 0.0061	0.098	0.0098
$\Delta 9$ THC	0.002 / 0.014	N/A	ND	ND
$\Delta 8$ THC	0.01 / 0.02	N/A	ND	ND
THCa	0.001 / 0.005	N/A	ND	ND
THCV	0.002 / 0.012	N/A	ND	ND
THCVa	0.002 / 0.019	N/A	ND	ND
CBDA	0.001 / 0.026	N/A	ND	ND
CBDV	0.002 / 0.012	N/A	ND	ND
CBDVa	0.001 / 0.018	N/A	ND	ND
CBGa	0.002 / 0.007	N/A	ND	ND
CBL	0.003 / 0.010	N/A	ND	ND
CBN	0.001 / 0.007	N/A	ND	ND
CBC	0.003 / 0.010	N/A	ND	ND
CBCa	0.001 / 0.015	N/A	ND	ND
SUM OF CANNABINOIDS			12.020 mg/g	1.202%


Unit Mass: 50 grams per Unit

$\Delta 9$ THC per Unit	ND
Total THC per Unit	ND
CBD per Unit	596.100 mg/unit
Total CBD per Unit	596.100 mg/unit
Sum of Cannabinoids per Unit	601.000 mg/unit
Total Cannabinoids per Unit	601.000 mg/unit





Pesticide Analysis

PESTICIDE TEST RESULTS - 10/14/2021  **PASS**

Pesticide and plant growth regulator analysis utilizing high-performance liquid chromatography-mass spectrometry (HPLC-MS) or gas chromatography-mass spectrometry (GC-MS).

*GC-MS utilized where indicated.

Method: QSP 1212 - Analysis of Pesticides and Mycotoxins by LC-MS or QSP 1213 - Analysis of Pesticides by GC-MS

Exclusions¹ see last page

COMPOUND	LOD/LOQ (µg/g)	ACTION LIMIT (µg/g)	MEASUREMENT µg/g	RESULT (µg/g)	RESULT
Abamectin	0.03 / 0.10	0.3	N/A	ND	PASS
Azoxystrobin	0.01 / 0.04	40	N/A	ND	PASS
Bifenazate	0.01 / 0.02	5	N/A	ND	PASS
Bifenthrin	0.01 / 0.02	0.5	N/A	ND	PASS
Boscalid	0.02 / 0.06	10	N/A	ND	PASS
Chlorpyrifos	0.02 / 0.06	≥ LOD	N/A	ND	PASS
Cypermethrin	0.1 / 0.3	1	N/A	ND	PASS
Etoxazole	0.010 / 0.028	1.5	N/A	ND	PASS
Hexythiazox	0.01 / 0.04	2	N/A	ND	PASS
Imidacloprid	0.01 / 0.04	3	N/A	ND	PASS
Malathion	0.02 / 0.05	5	N/A	ND	PASS
Myclobutanil	0.03 / 0.1	9	N/A	ND	PASS
Permethrin	0.03 / 0.09	20	N/A	ND	PASS
Piperonylbutoxide	0.003 / 0.009	8	N/A	ND	PASS
Propiconazole	0.01 / 0.03	20	N/A	ND	PASS
Spiromesifen	0.02 / 0.05	12	N/A	ND	PASS
Tebuconazole	0.02 / 0.07	2	N/A	ND	PASS
Trifloxystrobin	0.01 / 0.03	30	N/A	ND	PASS



Mycotoxin Analysis

MYCOTOXIN TEST RESULTS - 10/13/2021  **PASS**

Mycotoxin analysis utilizing high-performance liquid chromatography-mass spectrometry (HPLC-MS).

Method: QSP 1212 - Analysis of Pesticides and Mycotoxins by LC-MS

COMPOUND	LOD/LOQ (µg/kg)	ACTION LIMIT (µg/kg)	MEASUREMENT µg/kg	RESULT (µg/kg)	RESULT
Aflatoxin B1	2.0 / 6.0	5	N/A	ND	PASS
Aflatoxin B2	1.8 / 5.6	20	N/A	ND	PASS
Aflatoxin G1	1.0 / 3.1	20	N/A	ND	PASS
Aflatoxin G2	1.2 / 3.5	20	N/A	ND	PASS
Total Aflatoxin		20		ND	PASS
Ochratoxin A	6.3 / 19.2	5	N/A	ND	PASS



Residual Solvents Analysis

Residual Solvent analysis utilizing gas chromatography-mass spectrometry (GC-MS).

Method: QSP 1204 - Analysis of Residual Solvents by GC-MS

Exclusions? see last page

RESIDUAL SOLVENTS TEST RESULTS - 10/14/2021 PASS

COMPOUND	LOD/LOQ (µg/g)	ACTION LIMIT (µg/g)	MEASUREMENT µg/g	RESULT (µg/g)	RESULT
Propane	10 / 20	5000	N/A	ND	PASS
Butane	10 / 50	5000	N/A	ND	PASS
Pentane	20 / 50	5000	N/A	ND	PASS
Hexane	2 / 5	290	N/A	ND	PASS
Heptane	20 / 60	5000	N/A	ND	PASS
Benzene	0.03 / 0.09	1	N/A	ND	PASS
Toluene	7 / 21	890	N/A	ND	PASS
Total Xylenes	50 / 160	2170	N/A	ND	PASS
Methanol	50 / 200	3000	N/A	ND	PASS
Ethanol	20 / 50	5000	N/A	<LOQ	PASS
Isopropyl Alcohol	10 / 40	5000	N/A	ND	PASS
Acetone	20 / 50	5000	N/A	ND	PASS
Ethyl ether	20 / 50	5000	N/A	ND	PASS
Ethylene Oxide	0.3 / 0.8	1	N/A	ND	PASS
Ethyl acetate	20 / 60	5000	N/A	ND	PASS
Chloroform	0.1 / 0.2	1	N/A	ND	PASS
Methylene chloride	0.3 / 0.9	1	N/A	ND	PASS
Trichloroethylene	0.1 / 0.3	1	N/A	ND	PASS
1,2-Dichloroethane	0.05 / 0.1	1	N/A	ND	PASS
Acetonitrile	2 / 7	410	N/A	ND	PASS

Heavy Metals Analysis

Heavy metal analysis utilizing inductively coupled plasma-mass spectrometry (ICP-MS).

Method: QSP 1160 - Analysis of Heavy Metals by ICP-MS

HEAVY METALS TEST RESULTS - 10/13/2021 PASS

COMPOUND	LOD/LOQ (µg/g)	ACTION LIMIT (µg/g)	MEASUREMENT µg/g	RESULT (µg/g)	RESULT
Arsenic	0.02 / 0.1	0.42	N/A	ND	PASS
Cadmium	0.02 / 0.05	0.27	N/A	ND	PASS
Lead	0.04 / 0.1	0.5	N/A	ND	PASS
Mercury	0.002 / 0.01	0.4	N/A	ND	PASS





Microbiology Analysis

PCR AND PLATING

Analysis conducted by polymerase chain reaction (PCR) and fluorescence detection of microbiological contaminants.

Method: QSP 1221 - Analysis of Microbiological Contaminants

Analysis conducted by 3M™ Petrifilm™ and plate counts of microbiological contaminants.

Method: QSP 6794 - Plating with 3M™ Petrifilm™

MICROBIOLOGY TEST RESULTS (PCR) - 10/15/2021 ✔ PASS

COMPOUND	ACTION LIMIT (cfu/g)	RESULT (cfu/g)	RESULT
Shiga toxin-producing <i>Escherichia coli</i>	Not Detected in 25g	ND	PASS
<i>Salmonella</i> spp.	Not Detected in 25g	ND	PASS
Bile-Tolerant Gram-Negative Bacteria	100	ND	PASS
<i>Staphylococcus aureus</i>	Not Detected in 1g	ND	PASS

MICROBIOLOGY TEST RESULTS (PLATING) - 10/15/2021 ✔ PASS

COMPOUND	ACTION LIMIT (cfu/g)	RESULT (cfu/g)	RESULT
Total Aerobic Bacteria	100	ND	PASS
Total Yeast and Mold	10	ND	PASS

NOTES

- Exclusions: Sample Certification: California Code of Regulation Title 4 Division 19
- Exclusions: Sample Certification: California Code of Regulation Title 4 Division 19

