

**SAMPLE NAME: Cookies - Oatmeal Raisin 20mg**

Infused, Hemp Infused

**CULTIVATOR / MANUFACTURER**

**Business Name:**

**License Number:**

**Address:**

**DISTRIBUTOR / TESTED FOR**

**Business Name:** CBDFX

**License Number:**

**Address:** 19851 Nordhoff Pl, #105  
 Chatsworth CA 91311



**SAMPLE DETAIL**

**Batch Number:** 229180-OR

**Sample ID:** 211001N013

**Date Collected:** 10/01/2021

**Date Received:** 10/01/2021

**Batch Size:**

**Sample Size:** 2.0 units

**Unit Mass:** 85 grams per Unit

**Serving Size:**



Scan QR code to verify authenticity of results.

**CANNABINOID ANALYSIS - SUMMARY**

**Total THC:** Not Detected


**Total CBD:** 19.635 mg/unit

**Sum of Cannabinoids:** 21.930 mg/unit


**Total Cannabinoids:** 21.930 mg/unit

Total THC/CBD is calculated using the following formulas to take into account the loss of a carboxyl group during the decarboxylation step:  
 Total THC =  $\Delta 9\text{THC} + (\text{THCa} \cdot 0.877)$   
 Total CBD =  $\text{CBD} + (\text{CBDA} \cdot 0.877)$   
 Sum of Cannabinoids =  $\Delta 9\text{THC} + \text{THCa} + \text{CBD} + \text{CBDA} + \text{CBG} + \text{CBGa} + \text{THCV} + \text{THCVa} + \text{CBC} + \text{CBCa} + \text{CBDV} + \text{CBDVa} + \Delta 8\text{THC} + \text{CBL} + \text{CBN}$   
 Total Cannabinoids =  $(\Delta 9\text{THC} + 0.877 \cdot \text{THCa}) + (\text{CBD} + 0.877 \cdot \text{CBDA}) + (\text{CBG} + 0.877 \cdot \text{CBGa}) + (\text{THCV} + 0.877 \cdot \text{THCVa}) + (\text{CBC} + 0.877 \cdot \text{CBCa}) + (\text{CBDV} + 0.877 \cdot \text{CBDVa}) + \Delta 8\text{THC} + \text{CBL} + \text{CBN}$

**SAFETY ANALYSIS - SUMMARY**

**Pesticides:**  **PASS**

**Mycotoxins:**  **PASS**

**Residual Solvents:**  **PASS**

**Heavy Metals:**  **PASS**


**Microbiology (PCR):**  **PASS**

For quality assurance purposes. Not a Pre-Harvest Hemp Lab Test Report. These results relate only to the sample included on this report. This report shall not be reproduced, except in full, without written approval of the laboratory.

**Sample Certification:** Action Limits used in this report are a compilation of guidance from state regulatory agencies in all states. Action limits for required tests are either state-specific, or the lower of any conflicting state regulations based upon the panel requested.

**Decision Rule:** Statements of conformity (e.g. Pass/Fail) to specifications are made in this report without taking measurement uncertainty into account. Where statements of conformity are made in this report, the following decision rules are applied: PASS - Results within limits/specifications, FAIL - Results exceed limits/specifications.

**References:** limit of detection (LOD), limit of quantification (LOQ), not detected (ND), not tested (NT)

  
 Approved by: Josh Wurzer, President  
 Date: 10/12/2021



## Cannabinoid Analysis

Tested by high-performance liquid chromatography with diode-array detection (HPLC-DAD).

Method: QSP 1157 - Analysis of Cannabinoids by HPLC-DAD

**TOTAL THC: Not Detected**

Total THC ( $\Delta 9$ THC+0.877\*THCa)

**TOTAL CBD: 19.635 mg/unit**

Total CBD (CBD+0.877\*CBDA)

**TOTAL CANNABINOIDS: 21.930 mg/unit**

Total Cannabinoids (Total THC) + (Total CBD) + (Total CBG) + (Total THCV) + (Total CBC) + (Total CBDV) +  $\Delta 8$ THC + CBL + CBN

**TOTAL CBG: 2.295 mg/unit**

Total CBG (CBG+0.877\*CBGa)

**TOTAL THCv: ND**

Total THCv (THCV+0.877\*THCVa)

**TOTAL CBC: ND**

Total CBC (CBC+0.877\*CBCa)

**TOTAL CBDV: ND**

Total CBDV (CBDV+0.877\*CBDVa)

CANNABINOID TEST RESULTS - 10/03/2021

COMPOUND	LOD/LOQ (mg/g)	MEASUREMENT mg/g	RESULT (mg/g)	RESULT (%)
CBD	0.004 / 0.011	$\pm 0.0111$	0.231	0.0231
CBG	0.002 / 0.006	$\pm 0.0017$	0.027	0.0027
$\Delta 9$ THC	0.002 / 0.014	N/A	ND	ND
$\Delta 8$ THC	0.01 / 0.02	N/A	ND	ND
THCa	0.001 / 0.005	N/A	ND	ND
THCV	0.002 / 0.012	N/A	ND	ND
THCVa	0.002 / 0.019	N/A	ND	ND
CBDA	0.001 / 0.026	N/A	ND	ND
CBDV	0.002 / 0.012	N/A	ND	ND
CBDVa	0.001 / 0.018	N/A	ND	ND
CBGa	0.002 / 0.007	N/A	ND	ND
CBL	0.003 / 0.010	N/A	ND	ND
CBN	0.001 / 0.007	N/A	ND	ND
CBC	0.003 / 0.010	N/A	ND	ND
CBCa	0.001 / 0.015	N/A	ND	ND
<b>SUM OF CANNABINOIDS</b>			<b>0.258 mg/g</b>	<b>0.0258%</b>

Unit Mass: 85 grams per Unit

$\Delta 9$ THC per Unit	ND
Total THC per Unit	ND
CBD per Unit	19.635 mg/unit
Total CBD per Unit	19.635 mg/unit
Sum of Cannabinoids per Unit	21.930 mg/unit
Total Cannabinoids per Unit	21.930 mg/unit





## Pesticide Analysis

PESTICIDE TEST RESULTS - 10/08/2021 ✔ PASS

Pesticide and plant growth regulator analysis utilizing high-performance liquid chromatography-mass spectrometry (HPLC-MS) or gas chromatography-mass spectrometry (GC-MS).

\*GC-MS utilized where indicated.

**Method:** QSP 1212 - Analysis of Pesticides and Mycotoxins by LC-MS or QSP 1213 - Analysis of Pesticides by GC-MS

COMPOUND	LOD/LOQ (µg/g)	ACTION LIMIT (µg/g)	MEASUREMENT µg/g	RESULT (µg/g)	RESULT
Abamectin	0.03 / 0.10	0.3	N/A	ND	PASS
Azoxystrobin	0.01 / 0.04	40	N/A	ND	PASS
Bifenazate	0.01 / 0.02	5	N/A	ND	PASS
Bifenthrin	0.01 / 0.02	0.5	N/A	ND	PASS
Boscalid	0.02 / 0.06	10	±0.002	0.07	PASS
Chlorpyrifos	0.02 / 0.06	≥ LOD	N/A	ND	PASS
Cypermethrin	0.1 / 0.3	1	N/A	ND	PASS
Etoxazole	0.010 / 0.028	1.5	N/A	ND	PASS
Hexythiazox	0.01 / 0.04	2	N/A	ND	PASS
Imidacloprid	0.01 / 0.04	3	N/A	ND	PASS
Malathion	0.02 / 0.05	5	N/A	ND	PASS
Myclobutanil	0.03 / 0.1	9	N/A	ND	PASS
Permethrin	0.03 / 0.09	20	N/A	ND	PASS
Piperonylbutoxide	0.003 / 0.009	8	N/A	ND	PASS
Propiconazole	0.01 / 0.03	20	N/A	ND	PASS
Spiromesifen	0.02 / 0.05	12	N/A	ND	PASS
Tebuconazole	0.02 / 0.07	2	N/A	ND	PASS
Trifloxystrobin	0.01 / 0.03	30	N/A	ND	PASS



## Mycotoxin Analysis

MYCOTOXIN TEST RESULTS - 10/04/2021 ✔ PASS

Mycotoxin analysis utilizing high-performance liquid chromatography-mass spectrometry (HPLC-MS).

**Method:** QSP 1212 - Analysis of Pesticides and Mycotoxins by LC-MS

COMPOUND	LOD/LOQ (µg/kg)	ACTION LIMIT (µg/kg)	MEASUREMENT µg/kg	RESULT (µg/kg)	RESULT
Aflatoxin B1	2.0 / 6.0	5	N/A	ND	PASS
Aflatoxin B2	1.8 / 5.6	20	N/A	ND	PASS
Aflatoxin G1	1.0 / 3.1	20	N/A	ND	PASS
Aflatoxin G2	1.2 / 3.5	20	N/A	ND	PASS
Total Aflatoxin		20		ND	PASS
Ochratoxin A	6.3 / 19.2	5	N/A	ND	PASS



## Residual Solvents Analysis

RESIDUAL SOLVENTS TEST RESULTS - 10/06/2021  PASS

Residual Solvent analysis utilizing gas chromatography-mass spectrometry (GC-MS).

Method: QSP 1204 - Analysis of Residual Solvents by GC-MS

COMPOUND	LOD/LOQ (µg/g)	ACTION LIMIT (µg/g)	MEASUREMENT µg/g	RESULT (µg/g)	RESULT
Propane	10 / 20	5000	N/A	ND	PASS
Butane	10 / 50	5000	N/A	ND	PASS
Pentane	20 / 50	5000	N/A	ND	PASS
Hexane	2 / 5	290	N/A	ND	PASS
Heptane	20 / 60	5000	N/A	ND	PASS
Benzene	0.03 / 0.09	1	N/A	ND	PASS
Toluene	7 / 21	890	N/A	ND	PASS
Total Xylenes	50 / 160	2170	N/A	ND	PASS
Methanol	50 / 200	3000	N/A	ND	PASS
Ethanol	20 / 50	5000	N/A	ND	PASS
Isopropyl Alcohol	10 / 40	5000	N/A	ND	PASS
Acetone	20 / 50	5000	N/A	ND	PASS
Ethyl ether	20 / 50	5000	N/A	ND	PASS
Ethylene Oxide	0.3 / 0.8	1	N/A	ND	PASS
Ethyl acetate	20 / 60	5000	N/A	ND	PASS
Chloroform	0.1 / 0.2	1	N/A	ND	PASS
Methylene chloride	0.3 / 0.9	1	N/A	ND	PASS
Trichloroethylene	0.1 / 0.3	1	N/A	ND	PASS
1,2-Dichloroethane	0.05 / 0.1	1	N/A	ND	PASS
Acetonitrile	2 / 7	410	N/A	ND	PASS

## Heavy Metals Analysis

HEAVY METALS TEST RESULTS - 10/06/2021  PASS


Heavy metal analysis utilizing inductively coupled plasma-mass spectrometry (ICP-MS).

Method: QSP 1160 - Analysis of Heavy Metals by ICP-MS

COMPOUND	LOD/LOQ (µg/g)	ACTION LIMIT (µg/g)	MEASUREMENT µg/g	RESULT (µg/g)	RESULT
Arsenic	0.02 / 0.1	0.42	N/A	<LOQ	PASS
Cadmium	0.02 / 0.05	0.27	N/A	ND	PASS
Lead	0.04 / 0.1	0.5	N/A	ND	PASS
Mercury	0.002 / 0.01	0.4	N/A	ND	PASS

## Microbiology Analysis

PCR

MICROBIOLOGY TEST RESULTS (PCR) - 10/06/2021  PASS

Analysis conducted by polymerase chain reaction (PCR) and fluorescence detection of microbiological contaminants.

Method: QSP 1221 - Analysis of Microbiological Contaminants

COMPOUND	ACTION LIMIT	RESULT	RESULT
Shiga toxin-producing <i>Escherichia coli</i>	Not Detected in 1g	ND	PASS
<i>Salmonella</i> spp.	Not Detected in 1g	ND	PASS
<i>Staphylococcus aureus</i>	Not Detected in 1g	ND	PASS



### NOTES

CoA amended update: Order Details