

**SAMPLE NAME: 1500mg Active Cream**

Infused, Hemp Infused

**CULTIVATOR / MANUFACTURER**

Business Name:

License Number:

Address:

**DISTRIBUTOR / TESTED FOR**

Business Name: cbdMD

License Number:

Address:

**SAMPLE DETAIL**

Batch Number: 20211N6

Sample ID: 220124N025

Date Collected: 01/24/2022

Date Received: 01/24/2022

Batch Size:

Sample Size: 1.0 units

Unit Mass: 120 grams per Unit

Serving Size: 1 grams per Serving



Scan QR code to verify authenticity of results.

**CANNABINOID ANALYSIS - SUMMARY**

Total THC: **Not Detected**

Total CBD: **1501.560 mg/unit**

Sum of Cannabinoids: **1573.320 mg/unit**

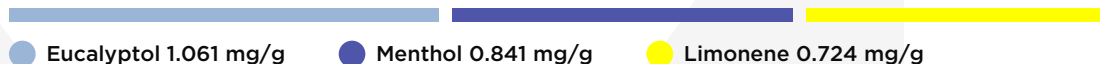
Total Cannabinoids: **1573.320 mg/unit**

Total THC/CBD is calculated using the following formulas to take into account the loss of a carboxyl group during the decarboxylation step:  
 Total THC =  $\Delta 9\text{THC} + (\text{THCa} \cdot 0.877)$   
 Total CBD =  $\text{CBD} + (\text{CBDa} \cdot 0.877)$   
 Sum of Cannabinoids =  $\Delta 9\text{THC} + \text{THCa} + \text{CBD} + \text{CBDa} + \text{CBG} + \text{CBGa} + \text{THCV} + \text{THCVa} + \text{CBC} + \text{CBCa} + \text{CBDV} + \text{CBDVa} + \Delta 8\text{THC} + \text{CBL} + \text{CBN}$   
 Total Cannabinoids =  $(\Delta 9\text{THC} + 0.877 \cdot \text{THCa}) + (\text{CBD} + 0.877 \cdot \text{CBDa}) + (\text{CBG} + 0.877 \cdot \text{CBGa}) + (\text{THCV} + 0.877 \cdot \text{THCVa}) + (\text{CBC} + 0.877 \cdot \text{CBCa}) + (\text{CBDV} + 0.877 \cdot \text{CBDVa}) + \Delta 8\text{THC} + \text{CBL} + \text{CBN}$

**TERPENOID ANALYSIS - SUMMARY**

39 TESTED, TOP 3 HIGHLIGHTED

Total Terpenoids: **0.4333%**



**SAFETY ANALYSIS - SUMMARY**

Pesticides: **✔ PASS**

Mycotoxins: **✔ PASS**

Heavy Metals: **✔ PASS**

Microbiology (PCR): **✔ PASS**

Microbiology (Plating): **✔ PASS**

Foreign Material: **✔ PASS**


For quality assurance purposes. Not a Pre-Harvest Hemp Lab Test Report. These results relate only to the sample included on this report. This report shall not be reproduced, except in full, without written approval of the laboratory.

**Sample Certification:** Action Limits used in this report are a compilation of guidance from state regulatory agencies in all states. Action limits for required tests are either state-specific, or the lower of any conflicting state regulations based upon the panel requested.

**Decision Rule:** Statements of conformity (e.g. Pass/Fail) to specifications are made in this report without taking measurement uncertainty into account. Where statements of conformity are made in this report, the following decision rules are applied: PASS - Results within limits/specifications, FAIL - Results exceed limits/specifications.

**References:** limit of detection (LOD), limit of quantification (LOQ), not detected (ND), not tested (NT), too numerous to count >250 cfu/plate (TNTC), colony-forming unit (cfu)

  
 LQC verified by: Josh Antunovich  
 Date: 01/29/2022

  
 Approved by: Josh Wurzer, President  
 Date: 01/29/2022



## Cannabinoid Analysis

Tested by high-performance liquid chromatography with diode-array detection (HPLC-DAD).

Method: QSP 1157 - Analysis of Cannabinoids by HPLC-DAD

**TOTAL THC: Not Detected**

Total THC ( $\Delta 9$ THC+0.877\*THCa)

**TOTAL CBD: 1501.560 mg/unit**

Total CBD (CBD+0.877\*CBDA)

**TOTAL CANNABINOIDS: 1573.320 mg/unit**

Total Cannabinoids (Total THC) + (Total CBD) + (Total CBG) + (Total THCV) + (Total CBC) + (Total CBDV) +  $\Delta 8$ THC + CBL + CBN

**TOTAL CBG: 41.160 mg/unit**

Total CBG (CBG+0.877\*CBGa)

**TOTAL THCV: ND**

Total THCV (THCV+0.877\*THCVa)

**TOTAL CBC: ND**

Total CBC (CBC+0.877\*CBCa)

**TOTAL CBDV: 4.080 mg/unit**

Total CBDV (CBDV+0.877\*CBDVa)

### CANNABINOID TEST RESULTS - 01/26/2022

COMPOUND	LOD/LOQ (mg/g)	MEASUREMENT UNCERTAINTY (mg/g)	RESULT (mg/g)	RESULT (%)
CBD	0.004 / 0.011	$\pm 0.5994$	12.513	1.2513
CBG	0.002 / 0.006	$\pm 0.0213$	0.343	0.0343
CBN	0.001 / 0.007	$\pm 0.0082$	0.221	0.0221
CBDV	0.002 / 0.012	$\pm 0.0018$	0.034	0.0034
$\Delta 9$ THC	0.002 / 0.014	N/A	ND	ND
$\Delta 8$ THC	0.01 / 0.02	N/A	ND	ND
THCa	0.001 / 0.005	N/A	ND	ND
THCV	0.002 / 0.012	N/A	ND	ND
THCVa	0.002 / 0.019	N/A	ND	ND
CBDA	0.001 / 0.026	N/A	ND	ND
CBDVa	0.001 / 0.018	N/A	ND	ND
CBGa	0.002 / 0.007	N/A	ND	ND
CBL	0.003 / 0.010	N/A	ND	ND
CBC	0.003 / 0.010	N/A	ND	ND
CBCa	0.001 / 0.015	N/A	ND	ND
<b>SUM OF CANNABINOIDS</b>			<b>13.111 mg/g</b>	<b>1.3111%</b>

Unit Mass: 120 grams per Unit / Serving Size: 1 grams per Serving

$\Delta 9$ THC per Unit	ND
$\Delta 9$ THC per Serving	ND
Total THC per Unit	ND
Total THC per Serving	ND
CBD per Unit	1501.560 mg/unit
CBD per Serving	12.513 mg/serving
Total CBD per Unit	1501.560 mg/unit
Total CBD per Serving	12.513 mg/serving
Sum of Cannabinoids per Unit	1573.320 mg/unit
Sum of Cannabinoids per Serving	13.111 mg/serving
Total Cannabinoids per Unit	1573.320 mg/unit
Total Cannabinoids per Serving	13.111 mg/serving



## Terpenoid Analysis

Terpene analysis utilizing gas chromatography-flame ionization detection (GC-FID).

Method: QSP 1192 - Analysis of Terpenoids by GC-FID

### 1 Eucalyptol

A monoterpenoid alcohol with a fragrance that can be described as a combination of fresh, spicy, herbal and minty. It is sometimes added to cigarettes and mouthwashes as a flavorant. Although sometimes used as an insect repellent, it is a powerful attractant to certain male bees. Found in eucalyptus, rosemary, wormwood, sage...etc.

### 2 Menthol

A monoterpenoid alcohol with a fragrance that can be described as fresh, cool and herbal. It is responsible for the distinct odor of mint. It is frequently added to cigarettes and mouthwash as a flavorant. Found in mint, sunflower, micromeria, mountain mint, rose geranium, pennyroyal, tarragon, savory, basil, juniper, couch grass, rhubarb, acinos (basil thyme), ironwort, muña...etc.

### 3 Limonene

A monoterpene with a fragrance that can be described as orangey, citrusy, sweet and tart. It is most commonly found in nature as D-Limonene and is a primary contributor to the distinct scent of orange peels, from which it is commonly derived. Found in numerous pines, red maple, silver maple, aspens, cottonwoods, hemlocks, sumac, cedar, junipers...etc.

## TERPENOID TEST RESULTS - 01/27/2022

COMPOUND	LOD/LOQ (mg/g)	MEASUREMENT UNCERTAINTY (mg/g)	RESULT (mg/g)	RESULT (%)
Eucalyptol	0.006 / 0.018	±0.0268	1.061	0.1061
Menthol	0.008 / 0.025	±0.0336	0.841	0.0841
Limonene	0.005 / 0.016	±0.0104	0.724	0.0724
α Pinene	0.005 / 0.017	±0.0051	0.590	0.0590
β Pinene	0.004 / 0.014	±0.0020	0.175	0.0175
Myrcene	0.008 / 0.025	±0.0019	0.147	0.0147
Linalool	0.009 / 0.032	±0.0044	0.115	0.0115
3 Carene	0.005 / 0.018	±0.0016	0.112	0.0112
β Caryophyllene	0.004 / 0.012	±0.0039	0.110	0.0110
Sabinene	0.004 / 0.014	±0.0009	0.071	0.0071
Camphene	0.005 / 0.015	±0.0007	0.064	0.0064
γ Terpinene	0.006 / 0.018	±0.0011	0.063	0.0063
Camphor	0.006 / 0.019	±0.0019	0.054	0.0054
p-Cymene	0.005 / 0.016	±0.0012	0.046	0.0046
Geraniol	0.002 / 0.007	±0.0020	0.045	0.0045
trans-β-Farnesene	0.008 / 0.025	±0.0015	0.042	0.0042
R-(+)-Pulegone	0.003 / 0.011	±0.0013	0.033	0.0033
Terpinolene	0.008 / 0.026	±0.0005	0.026	0.0026
Citronellol	0.003 / 0.010	±0.0007	0.014	0.0014
α Terpinene	0.005 / 0.017	N/A	<LOQ	<LOQ
Ocimene	0.011 / 0.038	N/A	<LOQ	<LOQ
Fenchone	0.009 / 0.028	N/A	<LOQ	<LOQ
Terpineol	0.016 / 0.055	N/A	<LOQ	<LOQ
Geranyl Acetate	0.004 / 0.014	N/A	<LOQ	<LOQ
α Cedrene	0.005 / 0.016	N/A	<LOQ	<LOQ
Caryophyllene Oxide	0.010 / 0.033	N/A	<LOQ	<LOQ
Guaiol	0.009 / 0.030	N/A	<LOQ	<LOQ
Cedrol	0.008 / 0.027	N/A	<LOQ	<LOQ
α Phellandrene	0.006 / 0.020	N/A	ND	ND
Sabinene Hydrate	0.006 / 0.022	N/A	ND	ND
Fenchol	0.010 / 0.034	N/A	ND	ND
(-)-Isopulegol	0.005 / 0.016	N/A	ND	ND
Isoborneol	0.004 / 0.012	N/A	ND	ND
Borneol	0.005 / 0.016	N/A	ND	ND
Nerol	0.003 / 0.011	N/A	ND	ND
α Humulene	0.009 / 0.029	N/A	ND	ND
Valencene	0.009 / 0.030	N/A	ND	ND
Nerolidol	0.009 / 0.028	N/A	ND	ND
α Bisabolol	0.008 / 0.026	N/A	ND	ND
<b>TOTAL TERPENOIDS</b>			<b>4.333 mg/g</b>	<b>0.4333%</b>





## Pesticide Analysis

PESTICIDE TEST RESULTS - 01/26/2022 ✔ PASS

Pesticide and plant growth regulator analysis utilizing high-performance liquid chromatography-mass spectrometry (HPLC-MS) or gas chromatography-mass spectrometry (GC-MS).

\*GC-MS utilized where indicated.

**Method:** QSP 1212 - Analysis of Pesticides and Mycotoxins by LC-MS or QSP 1213 - Analysis of Pesticides by GC-MS

*Exclusions<sup>1</sup> see last page*


*Exclusions<sup>2</sup> see last page*

COMPOUND	LOD/LOQ (µg/g)	ACTION LIMIT (µg/g)	MEASUREMENT UNCERTAINTY (µg/g)	RESULT (µg/g)	RESULT
Abamectin	0.03 / 0.10	0.3	N/A	ND	PASS
Acephate	0.02 / 0.07	5	N/A	ND	PASS
Acequinocyl	0.02 / 0.07	4	N/A	ND	PASS
Acetamiprid	0.02 / 0.05	5	N/A	ND	PASS
Aldicarb	0.03 / 0.08	≥ LOD	N/A	ND	PASS
Azoxystrobin	0.02 / 0.07	40	N/A	ND	PASS
Bifenazate	0.01 / 0.04	5	N/A	ND	PASS
Bifenthrin	0.02 / 0.05	0.5	N/A	ND	PASS
Boscalid	0.03 / 0.09	10	N/A	ND	PASS
Captan	0.19 / 0.57	5	N/A	ND	PASS
Carbaryl	0.02 / 0.06	0.5	N/A	ND	PASS
Carbofuran	0.02 / 0.05	≥ LOD	N/A	ND	PASS
Chlorantraniliprole	0.04 / 0.12	40	N/A	ND	PASS
Chlordane*	0.03 / 0.08	≥ LOD	N/A	ND	PASS
Chlorfenapyr*	0.03 / 0.10	≥ LOD	N/A	ND	PASS
Chlorpyrifos	0.02 / 0.06	≥ LOD	N/A	ND	PASS
Clofentezine	0.03 / 0.09	0.5	N/A	ND	PASS
Coumaphos	0.02 / 0.07	≥ LOD	N/A	ND	PASS
Cyfluthrin	0.12 / 0.38	1	N/A	ND	PASS
Cypermethrin	0.11 / 0.32	1	N/A	ND	PASS
Daminozide	0.02 / 0.07	≥ LOD	N/A	ND	PASS
DDVP (Dichlorvos)	0.03 / 0.09	≥ LOD	N/A	ND	PASS
Diazinon	0.02 / 0.05	0.2	N/A	ND	PASS
Dimethoate	0.03 / 0.08	≥ LOD	N/A	ND	PASS
Dimethomorph	0.03 / 0.09	20	N/A	ND	PASS
Ethoprop(hos)	0.03 / 0.10	≥ LOD	N/A	ND	PASS
Etofenprox	0.02 / 0.06	≥ LOD	N/A	ND	PASS
Etoxazole	0.02 / 0.06	1.5	N/A	ND	PASS
Fenhexamid	0.03 / 0.09	10	N/A	ND	PASS
Fenoxycarb	0.03 / 0.08	≥ LOD	N/A	ND	PASS
Fenpyroximate	0.02 / 0.06	2	N/A	ND	PASS
Fipronil	0.03 / 0.08	≥ LOD	N/A	ND	PASS
Flonicamid	0.03 / 0.10	2	N/A	ND	PASS
Fludioxonil	0.03 / 0.10	30	N/A	ND	PASS
Hexythiazox	0.02 / 0.07	2	N/A	ND	PASS
Imazalil	0.02 / 0.06	≥ LOD	N/A	ND	PASS
Imidacloprid	0.04 / 0.11	3	N/A	ND	PASS
Kresoxim-methyl	0.02 / 0.07	1	N/A	ND	PASS
Malathion	0.03 / 0.09	5	N/A	ND	PASS
Metalaxyl	0.02 / 0.07	15	N/A	ND	PASS
Methiocarb	0.02 / 0.07	≥ LOD	N/A	ND	PASS

Continued on next page



 **Pesticide Analysis** *Continued*

PESTICIDE TEST RESULTS - 01/26/2022 *continued*  **PASS**


Pesticide and plant growth regulator analysis utilizing high-performance liquid chromatography-mass spectrometry (HPLC-MS) or gas chromatography-mass spectrometry (GC-MS).

\*GC-MS utilized where indicated.

**Method:** QSP 1212 - Analysis of Pesticides and Mycotoxins by LC-MS or QSP 1213 - Analysis of Pesticides by GC-MS

COMPOUND	LOD/LOQ (µg/g)	ACTION LIMIT (µg/g)	MEASUREMENT UNCERTAINTY (µg/g)	RESULT (µg/g)	RESULT
Methomyl	0.03 / 0.10	0.1	N/A	ND	PASS
Methyl parathion	0.03 / 0.10	≥ LOD	N/A	ND	PASS
Mevinphos	0.03 / 0.09	≥ LOD	N/A	ND	PASS
Myclobutanil	0.03 / 0.09	9	N/A	ND	PASS
Naled	0.02 / 0.07	0.5	N/A	ND	PASS
Oxamyl	0.04 / 0.11	0.2	N/A	ND	PASS
Paclobutrazol	0.02 / 0.05	≥ LOD	N/A	ND	PASS
Pentachloronitrobenzene*	0.03 / 0.09	0.2	N/A	ND	PASS
Permethrin	0.04 / 0.12	20	N/A	ND	PASS
Phosmet	0.03 / 0.10	0.2	N/A	ND	PASS
Piperonylbutoxide	0.02 / 0.07	8	N/A	ND	PASS
Prallethrin	0.03 / 0.08	0.4	N/A	ND	PASS
Propiconazole	0.02 / 0.07	20	N/A	ND	PASS
Propoxur	0.03 / 0.09	≥ LOD	N/A	ND	PASS
Pyrethrins	0.04 / 0.12	1	N/A	ND	PASS
Pyridaben	0.02 / 0.07	3	N/A	ND	PASS
Spinetoram	0.02 / 0.07	3	N/A	ND	PASS
Spinosad	0.02 / 0.07	3	N/A	ND	PASS
Spiromesifen	0.02 / 0.05	12	N/A	ND	PASS
Spirotetramat	0.02 / 0.06	13	N/A	ND	PASS
Spiroxamine	0.03 / 0.08	≥ LOD	N/A	ND	PASS
Tebuconazole	0.02 / 0.07	2	N/A	ND	PASS
Thiacloprid	0.03 / 0.10	≥ LOD	N/A	ND	PASS
Thiamethoxam	0.03 / 0.10	4.5	N/A	ND	PASS
Trifloxystrobin	0.03 / 0.08	30	N/A	ND	PASS

 **Mycotoxin Analysis**

MYCOTOXIN TEST RESULTS - 01/26/2022  **PASS**

Mycotoxin analysis utilizing high-performance liquid chromatography-mass spectrometry (HPLC-MS).

**Method:** QSP 1212 - Analysis of Pesticides and Mycotoxins by LC-MS

*Exclusions<sup>3</sup> see last page*

COMPOUND	LOD/LOQ (µg/kg)	ACTION LIMIT (µg/kg)	MEASUREMENT UNCERTAINTY (µg/kg)	RESULT (µg/kg)	RESULT
Aflatoxin B1	2.0 / 6.0		N/A	ND	
Aflatoxin B2	1.8 / 5.6		N/A	ND	
Aflatoxin G1	1.0 / 3.1		N/A	ND	
Aflatoxin G2	1.2 / 3.5		N/A	ND	
Total Aflatoxin		20		ND	PASS
Ochratoxin A	6.3 / 19.2	20	N/A	ND	PASS



## Heavy Metals Analysis

Heavy metal analysis utilizing inductively coupled plasma-mass spectrometry (ICP-MS).

**Method:** QSP 1160 - Analysis of Heavy Metals by ICP-MS

### HEAVY METALS TEST RESULTS - 01/25/2022 PASS

COMPOUND	LOD/LOQ (µg/g)	ACTION LIMIT (µg/g)	MEASUREMENT UNCERTAINTY (µg/g)	RESULT (µg/g)	RESULT
Arsenic	0.02 / 0.1	0.42	N/A	ND	PASS
Cadmium	0.02 / 0.05	0.27	N/A	ND	PASS
Lead	0.04 / 0.1	0.5	N/A	ND	PASS
Mercury	0.002 / 0.01	0.4	N/A	ND	PASS

## Microbiology Analysis

PCR AND PLATING

Analysis conducted by polymerase chain reaction (PCR) and fluorescence detection of microbiological contaminants.

**Method:** QSP 1221 - Analysis of Microbiological Contaminants

### MICROBIOLOGY TEST RESULTS (PCR) - 01/28/2022 PASS

COMPOUND	ACTION LIMIT	RESULT	RESULT
Shiga toxin-producing <i>Escherichia coli</i>	Not Detected in 1g	ND	PASS
<i>Salmonella</i> spp.	Not Detected in 1g	ND	PASS
<i>Listeria monocytogenes</i>	Not Detected in 1g	ND	PASS

Analysis conducted by 3M™ Petrifilm™ and plate counts of microbiological contaminants.

**Method:** QSP 6794 - Plating with 3M™ Petrifilm™

### MICROBIOLOGY TEST RESULTS (PLATING) - 01/28/2022 PASS

COMPOUND	ACTION LIMIT (cfu/g)	RESULT (cfu/g)	RESULT
Total Aerobic Bacteria	100	ND	PASS
Total Yeast and Mold	10	ND	PASS

## Foreign Material Analysis

Visual analysis includes, but is not limited to, sand, soil, cinders, dirt, mold, hair, insect fragments, and mammalian excreta.

**Method:** QSP 1226 - Analysis of Foreign Material in Cannabis and Cannabis Products

### FOREIGN MATERIAL TEST RESULTS - 01/25/2022 PASS

COMPOUND	ACTION LIMIT	RESULT
Total Sample Area Covered by Sand, Soil, Cinders, or Dirt	>25%	PASS
Total Sample Area Covered by Mold	>25%	PASS
Total Sample Area Covered by an Imbedded Foreign Material	>25%	PASS
Insect Fragment Count	> 1 per 3 grams	PASS
Hair Count	> 1 per 3 grams	PASS
Mammalian Excreta Count	> 1 per 3 grams	PASS

### NOTES

- Exclusions: QSP 1212 - Sample Certification: California Code of Regulation Title 4 Division 19
- Exclusions: QSP 1213 - Sample Certification: California Code of Regulation Title 4 Division 19
- Exclusions: Sample Certification: California Code of Regulation Title 4 Division 19

