

SAMPLE NAME: Broad Spectrum Immunity Gummies

Infused, Solid Edible

CULTIVATOR / MANUFACTURER**Business Name:****License Number:****Address:****DISTRIBUTOR / TESTED FOR****Business Name:** Factory 6**License Number:****Address:****SAMPLE DETAIL****Batch Number:** 91533**Sample ID:** 230412P016**Date Collected:** 04/12/2023**Date Received:** 04/12/2023**Batch Size:****Sample Size:** 1.0 units**Unit Mass:** 6.2929 grams per Unit**Serving Size:**Scan QR code to verify
authenticity of results.**CANNABINOID ANALYSIS - SUMMARY****Total THC:** Not Detected**Total CBD:** 30.332 mg/unit**Sum of Cannabinoids:** 32.043 mg/unit**Total Cannabinoids:** 32.044 mg/unit

Total THC/CBD is calculated using the following formulas to take into account the loss of a carboxyl group during the decarboxylation step:

Total THC = Δ^9 -THC + (THCa (0.877))

Total CBD = CBD + (CBDa (0.877))

Sum of Cannabinoids = Δ^9 -THC + THCa + CBD + CBDa + CBG + CBGa +THCV + THCVa + CBC + CBCa + CBDV + CBDVa + Δ^8 -THC + CBL + CBNTotal Cannabinoids = (Δ^9 -THC+0.877*THCa) + (CBD+0.877*CBDa) +

(CBG+0.877*CBGa) + (THCV+0.877*THCVa) + (CBC+0.877*CBCa) +


(CBDV+0.877*CBDVa) + Δ^8 -THC + CBL + CBN**SAFETY ANALYSIS - SUMMARY** Δ^9 -THC per Unit:  PASS

For quality assurance purposes. Not a Regulatory Hemp Lab Test Report. These results relate only to the sample included on this report. This report shall not be reproduced, except in full, without written approval of the laboratory.

Sample Certification: California Code of Regulations Title 4 Division 19. Department of Cannabis Control Business and Professions Code. Reference: Sections 26100, 26104 and 26110, Business and Professions Code.

Decision Rule: Statements of conformity (e.g. Pass/Fail) to specifications are made in this report without taking measurement uncertainty into account. Where statements of conformity are made in this report, the following decision rules are applied: PASS - Results within limits/specifications, FAIL - Results exceed limits/specifications.

References: limit of detection (LOD), limit of quantification (LOQ), not detected (ND), not tested (NT)



QC verified by: Matthew Schneider
Job Title: Laboratory Analyst I
Date: 04/15/2023



Approved by: Josh Wurzer
Job Title: Chief Compliance Officer
Date: 04/15/2023




Cannabinoid Analysis

Tested by high-performance liquid chromatography with diode-array detection (HPLC-DAD).

Method: QSP 1157 - Analysis of Cannabinoids by HPLC-DAD

TOTAL THC: **Not Detected**

Total THC (Δ^9 -THC+0.877*THCa)

TOTAL CBD: **30.332 mg/unit**

Total CBD (CBD+0.877*CBDA)

TOTAL CANNABINOIDS: **32.044 mg/unit**

Total Cannabinoids (Total THC) + (Total CBD) + (Total CBG) + (Total THCV) + (Total CBC) + (Total CBDV) + Δ^8 -THC + CBL + CBN

TOTAL CBG: **1.303 mg/unit**

Total CBG (CBG+0.877*CBGa)

TOTAL THCV: **ND**

Total THCV (THCV+0.877*THCVa)

TOTAL CBC: **ND**

Total CBC (CBC+0.877*CBCa)

TOTAL CBDV: **0.101 mg/unit**

Total CBDV (CBDV+0.877*CBDVa)

CANNABINOID TEST RESULTS - 04/15/2023


COMPOUND	LOD/LOQ (mg/g)	MEASUREMENT UNCERTAINTY (mg/g)	RESULT (mg/g)	RESULT (%)
CBD	0.004 / 0.011	±0.1798	4.820	0.4820
CBG	0.002 / 0.006	±0.0100	0.207	0.0207
CBN	0.001 / 0.007	±0.0014	0.049	0.0049
CBDV	0.002 / 0.012	±0.0007	0.016	0.0016
Δ^9 -THC	0.002 / 0.014	N/A	ND	ND
Δ^8 -THC	0.01 / 0.02	N/A	ND	ND
THCa	0.001 / 0.005	N/A	ND	ND
THCV	0.002 / 0.012	N/A	ND	ND
THCVa	0.002 / 0.019	N/A	ND	ND
CBDA	0.001 / 0.026	N/A	ND	ND
CBDVa	0.001 / 0.018	N/A	ND	ND
CBGa	0.002 / 0.007	N/A	ND	ND
CBL	0.003 / 0.010	N/A	ND	ND
CBC	0.003 / 0.010	N/A	ND	ND
CBCa	0.001 / 0.015	N/A	ND	ND
SUM OF CANNABINOIDS			5.092 mg/g	0.5092%

Unit Mass: 6.2929 grams per Unit

Δ^9 -THC per Unit	110 per-package limit	ND	PASS
Total THC per Unit		ND	
CBD per Unit		30.332 mg/unit	
Total CBD per Unit		30.332 mg/unit	
Sum of Cannabinoids per Unit		32.043 mg/unit	
Total Cannabinoids per Unit		32.044 mg/unit	

SAMPLE NAME: Broad Spectrum Immunity

Infused, Solid Edible

CULTIVATOR / MANUFACTURER**Business Name:**
License Number:
Address:**DISTRIBUTOR / TESTED FOR****Business Name:** cbdMD
License Number:
Address:**SAMPLE DETAIL****Batch Number:** 91533
Sample ID: 230324L056**Date Collected:** 03/24/2023
Date Received: 03/24/2023
Batch Size:
Sample Size: 1.0 units
Unit Mass:
Serving Size: 6.4 grams per ServingScan QR code to verify
authenticity of results.**SAFETY ANALYSIS - SUMMARY****Pesticides:** **PASS****Mycotoxins:** **PASS****Residual Solvents:** **PASS****Heavy Metals:** **PASS****Foreign Material:** **PASS****Water Activity:** **PASS**

For quality assurance purposes. Not a Regulatory Hemp Lab Test Report. These results relate only to the sample included on this report. This report shall not be reproduced, except in full, without written approval of the laboratory.

Sample Certification: California Code of Regulations Title 4 Division 19. Department of Cannabis Control Business and Professions Code. Reference: Sections 26100, 26104 and 26110, Business and Professions Code.

Decision Rule: Statements of conformity (e.g. Pass/Fail) to specifications are made in this report without taking measurement uncertainty into account. Where statements of conformity are made in this report, the following decision rules are applied: PASS - Results within limits/specifications, FAIL - Results exceed limits/specifications.

References: limit of detection (LOD), limit of quantification (LOQ), not detected (ND), not tested (NT)



Approved by: Josh Wurzer
Job Title: Chief Compliance Officer
Date: 04/27/2023



Pesticide Analysis

PESTICIDE TEST RESULTS - 03/28/2023 ✔ PASS

Pesticide and plant growth regulator analysis utilizing high-performance liquid chromatography-mass spectrometry (HPLC-MS) or gas chromatography-mass spectrometry (GC-MS).

*GC-MS utilized where indicated.

Method: LA-SOP-301 Pesticides & Mycotoxins Analysis by LC-MS or LA-SOP-302 Pesticides Analysis by GC-MS

COMPOUND	LOD/LOQ (µg/g)	ACTION LIMIT (µg/g)	MEASUREMENT UNCERTAINTY (µg/g)	RESULT (µg/g)	RESULT
Abamectin	0.0257 / 0.0857	0.3	N/A	ND	PASS
Acephate	0.0272 / 0.0908	5	N/A	ND	PASS
Acequinocyl	0.0230 / 0.0780	4	N/A	ND	PASS
Acetamiprid	0.0100 / 0.0350	5	N/A	ND	PASS
Aldicarb	0.0241 / 0.0804	≥ LOD	N/A	ND	PASS
Azoxystrobin	0.0160 / 0.0530	40	N/A	ND	PASS
Bifenazate	0.0241 / 0.0805	5	N/A	ND	PASS
Bifenthrin	0.1990 / 0.6640	0.5	N/A	ND	PASS
Boscalid	0.0240 / 0.0800	10	N/A	ND	PASS
Captan*	0.1200 / 0.4000	5	N/A	ND	PASS
Carbaryl	0.0350 / 0.1170	0.5	N/A	ND	PASS
Carbofuran	0.0252 / 0.0839	≥ LOD	N/A	ND	PASS
Chlorantraniliprole	0.0260 / 0.0880	40	N/A	ND	PASS
Chlordane*	0.0267 / 0.0890	≥ LOD	N/A	ND	PASS
Chlorfenapyr*	0.0130 / 0.0430	≥ LOD	N/A	ND	PASS
Chlorpyrifos	0.0107 / 0.0355	≥ LOD	N/A	ND	PASS
Clofentezine	0.0215 / 0.0717	0.5	N/A	ND	PASS
Coumaphos	0.0260 / 0.0860	≥ LOD	N/A	ND	PASS
Cyfluthrin	0.1720 / 0.5740	1	N/A	ND	PASS
Cypermethrin	0.0410 / 0.1380	1	N/A	ND	PASS
Daminozide	0.0254 / 0.0846	≥ LOD	N/A	ND	PASS
Diazinon	0.0210 / 0.0690	0.2	N/A	ND	PASS
Dichlorvos (DDVP)	0.0070 / 0.0240	≥ LOD	N/A	ND	PASS
Dimethoate	0.0183 / 0.0611	≥ LOD	N/A	ND	PASS
Dimethomorph	0.0630 / 0.2090	20	N/A	ND	PASS
Ethoprophos	0.0280 / 0.0930	≥ LOD	N/A	ND	PASS
Etofenprox	0.0261 / 0.0870	≥ LOD	N/A	ND	PASS
Etoxazole	0.0290 / 0.0970	1.5	N/A	ND	PASS
Fenhexamid	0.0140 / 0.0460	10	N/A	ND	PASS
Fenoxycarb	0.0280 / 0.0920	≥ LOD	N/A	ND	PASS
Fenpyroximate	0.0080 / 0.0250	2	N/A	ND	PASS
Fipronil	0.0157 / 0.0520	≥ LOD	N/A	ND	PASS
Flonicamid	0.0120 / 0.0390	2	N/A	ND	PASS
Fludioxonil	0.0270 / 0.0910	30	N/A	ND	PASS
Hexythiazox	0.0151 / 0.0500	2	N/A	ND	PASS
Imazalil	0.0284 / 0.0950	≥ LOD	N/A	ND	PASS
Imidacloprid	0.0397 / 0.1320	3	N/A	ND	PASS
Kresoxim-methyl	0.0270 / 0.0910	1	N/A	ND	PASS
Malathion	0.1270 / 0.4240	5	N/A	ND	PASS
Metaxyl	0.0570 / 0.1910	15	N/A	ND	PASS
Methiocarb	0.0080 / 0.0280	≥ LOD	N/A	ND	PASS

Continued on next page



Pesticide Analysis *Continued*

PESTICIDE TEST RESULTS - 03/28/2023 *continued* ✔ **PASS**

COMPOUND	LOD/LOQ (µg/g)	ACTION LIMIT (µg/g)	MEASUREMENT UNCERTAINTY (µg/g)	RESULT (µg/g)	RESULT
Methomyl	0.0120 / 0.0420	0.1	N/A	ND	PASS
Mevinphos	0.0176 / 0.0590	≥ LOD	N/A	ND	PASS
Myclobutanil	0.0183 / 0.0610	9	N/A	ND	PASS
Naled	0.0160 / 0.0540	0.5	N/A	ND	PASS
Oxamyl	0.0380 / 0.1250	0.2	N/A	ND	PASS
Paclobutrazol	0.0268 / 0.0890	≥ LOD	N/A	ND	PASS
Parathion-methyl*	0.0229 / 0.0760	≥ LOD	N/A	ND	PASS
Pentachloronitrobenzene*	0.0261 / 0.0870	0.2	N/A	ND	PASS
Permethrin	0.0280 / 0.0940	20	N/A	ND	PASS
Phosmet	0.0280 / 0.0950	0.2	N/A	ND	PASS
Piperonyl Butoxide	0.0380 / 0.1260	8	N/A	ND	PASS
Prallethrin	0.0250 / 0.0850	0.4	N/A	ND	PASS
Propiconazole	0.0268 / 0.0890	20	N/A	ND	PASS
Propoxur	0.0215 / 0.0720	≥ LOD	N/A	ND	PASS
Pyrethrins	0.0300 / 0.1020	1	N/A	ND	PASS
Pyridaben	0.0228 / 0.0760	3	N/A	ND	PASS
Spinetoram	0.0180 / 0.0620	3	N/A	ND	PASS
Spinosad	0.0280 / 0.0940	3	N/A	ND	PASS
Spiromesifen	0.0297 / 0.0990	12	N/A	ND	PASS
Spirotetramat	0.0110 / 0.0350	13	N/A	ND	PASS
Spiroxamine	0.0073 / 0.0240	≥ LOD	N/A	ND	PASS
Tebuconazole	0.0197 / 0.0660	2	N/A	ND	PASS
Thiacloprid	0.0211 / 0.0700	≥ LOD	N/A	ND	PASS
Thiamethoxam	0.0340 / 0.1130	4.5	N/A	ND	PASS
Trifloxystrobin	0.0290 / 0.0970	30	N/A	ND	PASS



Mycotoxin Analysis

MYCOTOXIN TEST RESULTS - 03/28/2023 ✔ **PASS**

Mycotoxin analysis utilizing high-performance liquid chromatography-mass spectrometry (HPLC-MS).

Method: LA-SOP-301 Pesticides & Mycotoxins Analysis by LC-MS

COMPOUND	LOD/LOQ (µg/kg)	ACTION LIMIT (µg/kg)	MEASUREMENT UNCERTAINTY (µg/kg)	RESULT (µg/kg)	RESULT
Aflatoxin B1	0.7575 / 2.5249		N/A	ND	
Aflatoxin B2	0.8260 / 2.7530		N/A	ND	
Aflatoxin G1	0.7380 / 2.4590		N/A	ND	
Aflatoxin G2	1.6030 / 5.3440		N/A	ND	
Total Aflatoxin		20		ND	PASS
Ochratoxin A	5.9420 / 19.8060	20	N/A	ND	PASS



Residual Solvents Analysis

RESIDUAL SOLVENTS TEST RESULTS - 03/28/2023  **PASS**

Residual Solvent analysis utilizing gas chromatography-mass spectrometry (GC-MS).

Method: LA-SOP-202 Solvent Analysis by GC-MS

COMPOUND	LOD/LOQ (µg/g)	ACTION LIMIT (µg/g)	MEASUREMENT UNCERTAINTY (µg/g)	RESULT (µg/g)	RESULT
Propane	42.44 / 141.57	5000	N/A	ND	PASS
n-Butane	35.32 / 117.80	5000	N/A	ND	PASS
n-Pentane	28.08 / 93.67	5000	N/A	ND	PASS
n-Hexane	33.99 / 113.37	290	N/A	ND	PASS
n-Heptane	42.11 / 140.48	5000	N/A	ND	PASS
Benzene	0.09 / 1.00	1	N/A	ND	PASS
Toluene	23.99 / 80.03	890	N/A	ND	PASS
Total Xylenes	65.49 / 218.45	2170	N/A	ND	PASS
Methanol	149.00 / 497.01	3000	N/A	ND	PASS
Ethanol	14.96 / 50.00	5000	N/A	<LOQ	PASS
2-Propanol (Isopropyl Alcohol)	19.79 / 66.02	5000	N/A	ND	PASS
Acetone	9.19 / 50.00	5000	N/A	<LOQ	PASS
Ethyl Ether	16.00 / 53.36	5000	N/A	ND	PASS
Ethylene Oxide	0.30 / 1.00	1	N/A	ND	PASS
Ethyl Acetate	12.80 / 50.00	5000	N/A	<LOQ	PASS
Chloroform	0.21 / 1.00	1	N/A	ND	PASS
Dichloromethane (Methylene Chloride)	0.11 / 1.00	1	N/A	ND	PASS
Trichloroethylene	0.06 / 1.00	1	N/A	ND	PASS
1,2-Dichloroethane	0.08 / 1.00	1	N/A	ND	PASS
Acetonitrile	17.49 / 58.35	410	N/A	ND	PASS

Heavy Metals Analysis

HEAVY METALS TEST RESULTS - 03/29/2023  **PASS**

Heavy metal analysis utilizing inductively coupled plasma-mass spectrometry (ICP-MS).

Method: LA-SOP-502 Heavy Metals Analysis by ICP-MS

COMPOUND	LOD/LOQ (µg/g)	ACTION LIMIT (µg/g)	MEASUREMENT UNCERTAINTY (µg/g)	RESULT (µg/g)	RESULT
Arsenic	0.006 / 0.05	1.5	N/A	<LOQ	PASS
Cadmium	0.003 / 0.05	0.5	N/A	ND	PASS
Lead	0.010 / 0.05	0.5	N/A	<LOQ	PASS
Mercury	0.003 / 0.05	3	N/A	<LOQ	PASS

Foreign Material Analysis

FOREIGN MATERIAL TEST RESULTS - 03/28/2023  **PASS**

Visual analysis includes, but is not limited to, sand, soil, cinders, dirt, mold, hair, insect fragments, and mammalian excreta.

Method: LA-SOP-600 Foreign Material

COMPOUND	ACTION LIMIT	RESULT
Total Sample Area Covered by Sand, Soil, Cinders, or Dirt	>25%	PASS
Total Sample Area Covered by Mold	>25%	PASS
Total Sample Area Covered by an Imbedded Foreign Material	>25%	PASS
Insect Fragment Count	> 1 per 3 grams	PASS
Hair Count	> 1 per 3 grams	PASS
Mammalian Excreta Count	> 1 per 3 grams	PASS



Water Activity Analysis

WATER ACTIVITY TEST RESULTS - 03/28/2023 ✔ PASS

Method: LA-SOP-102 Water Activity Analysis

COMPOUND	LOD/LOQ (Aw)	ACTION LIMIT (Aw)	MEASUREMENT UNCERTAINTY (Aw)	RESULT (Aw)	RESULT
Water Activity	0.030 / 0.250	0.85	±0.0347	0.743	PASS

NOTES

COA amended to reflect requested assays.



Contract **TESTING** Laboratories
OF AMERICA

Certificate of Analysis

Sample Information


CTLA ID: 70623
 Date Received: 3/23/2023
 Sample Name: Broad Spectrum Immunity Gummies
 Lot Number: 91533
 Customer: Factory 6

Analysis	Method	MDL Specification	Result	Units
Vitamin C (Ascorbic Acid)	HPLC	0.005 >90	119.896	mg/serv
Vitamin D3 (Cholecalciferol)	HPLC	0.00727 >25	40.933	mcg/serv
Mineral Analysis	ICP-MS	0.00032 >7	Zinc 7.288	mg/serv

Serv=Serving
 Serving= 2 gummies (6.4g)

3/28/2023

DATE




Quality Manager

Specifications provided by the Customer. Results with an asterisk (*) denote Specifications should be reviewed by the Customer. This Certificate of Analysis represents data for the sample submitted and does not constitute a guarantee of quality for the entire product from which it was taken. These results are provided for the benefit of the Customer. MDL = Method Detection Limit. This document is not to be altered or reproduced except by the original authorizing body (CTLA)

SAMPLE NAME: Broad Spectrum Immunity Gummies

Infused, Solid Edible


CULTIVATOR / MANUFACTURER**Business Name:****License Number:****Address:****DISTRIBUTOR / TESTED FOR****Business Name:** cbdMD**License Number:****Address:****SAMPLE DETAIL****Batch Number:** 91533**Sample ID:** 230424N002**Date Collected:** 04/24/2023**Date Received:** 04/24/2023**Batch Size:****Sample Size:** 1.0 units**Unit Mass:****Serving Size:** 6.4 grams per ServingScan QR code to verify
authenticity of results.**SAFETY ANALYSIS - SUMMARY****Microbiology (PCR):**  **PASS****Microbiology (Plating):** **ND**

For quality assurance purposes. Not a Regulatory Hemp Lab Test Report. These results relate only to the sample included on this report. This report shall not be reproduced, except in full, without written approval of the laboratory.

Sample Certification: California Code of Regulations Title 4 Division 19. Department of Cannabis Control Business and Professions Code. Reference: Sections 26100, 26104 and 26110, Business and Professions Code.

Decision Rule: Statements of conformity (e.g. Pass/Fail) to specifications are made in this report without taking measurement uncertainty into account. Where statements of conformity are made in this report, the following decision rules are applied: PASS - Results within limits/specifications, FAIL - Results exceed limits/specifications.

References: limit of detection (LOD), limit of quantification (LOQ), not detected (ND), not tested (NT), too numerous to count >250 cfu/plate (TNTC), colony-forming unit (cfu)



LQC verified by: Josh Antunovich
Job Title: Laboratory Manager
Date: 04/28/2023



Approved by: Josh Wurzer
Job Title: Chief Compliance Officer
Date: 04/28/2023



Microbiology Analysis

PCR AND PLATING

Analysis conducted by polymerase chain reaction (PCR) and fluorescence detection of microbiological contaminants.

Method: QSP 1221 - Analysis of Microbiological Contaminants

MICROBIOLOGY TEST RESULTS (PCR) - 04/27/2023 ✔ PASS

COMPOUND	ACTION LIMIT	RESULT	RESULT
<i>Shiga toxin-producing Escherichia coli</i>	Not Detected in 1g	ND	PASS
<i>Salmonella spp.</i>	Not Detected in 1g	ND	PASS
<i>Listeria monocytogenes</i>		ND	

Analysis conducted by 3M™ Petrifilm™ and plate counts of microbiological contaminants.

Method: QSP 6794 - Plating with 3M™ Petrifilm™

MICROBIOLOGY TEST RESULTS (PLATING) - 04/27/2023 ND

COMPOUND	RESULT (cfu/g)
Total Aerobic Bacteria	ND
Total Yeast and Mold	ND
Coliforms	ND