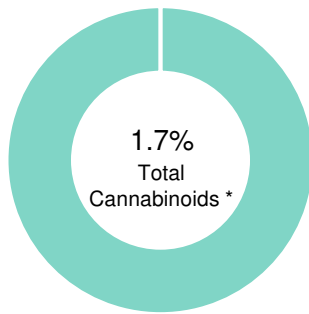
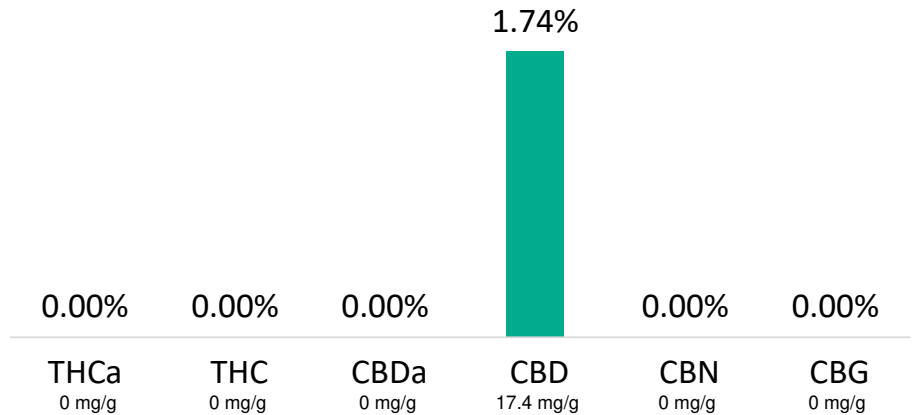


Pure Spectrum-500mg Lot-190305

| | | | |
|------------------|-------------|-----------------|-------------|
| Batch ID: | N/A | Test ID: | 4879789.019 |
| Reported: | 7-Mar-2019 | Method: | TM01 |
| Type: | Concentrate | | |
| Test: | Potency | | |

CANNABINOID PROFILE


- Total Potential THC 0% **
- Total Potential CBD 1.74% **



* Total Cannabinoids result reflects the absolute sum of all cannabinoids detected.


** Total Potential THC/CBD is calculated using the following formulas to take into account the loss of a carboxyl group during decarboxylation step.

Total THC = THC + (THCa * (0.877)) and Total CBD = CBD + (CBDa * (0.877))

% = % (w/w) = Percent (Weight of Analyte / Weight of Product)


NOTES:

Free from visual mold, mildew, and foreign matter.

FINAL APPROVAL


Morgan Spedale
7-Mar-2019
3:57 PM

PREPARED BY / DATE



David Green
7-Mar-2019
4:00 PM

APPROVED BY / DATE

Testing results are based solely upon the sample submitted to Botanacor Laboratories, LLC, in the condition it was received. Botanacor Laboratories, LLC warrants that all analytical work is conducted professionally in accordance with all applicable standard laboratory practices using validated methods. Data was generated using an unbroken chain of comparison to NIST traceable Reference Standards and Certified Reference Materials. This report may not be reproduced, except in full, without the written approval of Botanacor Laboratories, LLC. ISO/IEC 17025:2005 Accredited A2LA Certificate Number 4329.02



Certificate #4329.02